

Installation Instructions Supplement



Installing European Copper Pot
King or Bishop Model

Read through these instructions before beginning your installation. Failure to install as described in these instructions will void the manufacturer's warranty and may have an effect on your homeowner's insurance and UL listing status. Keep these instructions for future reference.

These installation instructions apply to installing the European Copper Chimney Pots King or Bishop model shroud/pot onto DuraTech (10"-16" diameter) or DuraChimney II (10"-14" diameter) chimney. Refer to the full DuraTech or DuraChimney II installation instructions (L151, or L180) for complete details on properly installing a DuraTech or DuraChimney II system. Refer to European Copper Pots installation instructions for details about proper installation of their products. Currently, only the King and Bishop models are listed for use with DuraTech and DuraChimney II.

Listing: UL listed to UL 103 and ULC S604 standards.

To install a European Copper Chimney Pot (King or Bishop model) properly on DuraTech or DuraChimney II, the standard chimney cap is removed from the system and replaced with a dedicated, UL listed Adapter. The Adapter must be used with DuraTech or DuraChimney II in order to maintain the UL listing of the system.

Install DuraChimney II in accordance with the DuraChimney II Installation Instructions, L180. For DuraTech, install the chimney in accordance with the DuraTech Installation Instructions, L151. These instructions are available from DuraVent's website, www.duravent.com.

Figure 1 shows the Adapter itself. The same Adapters are used for both DuraTech and

DuraChimney II. There are two different Adapter models, each available for the different chimney diameters; one dedicated to the King model, and a separate Adapter dedicated for the Bishop model. Use only the correct Adapter model and diameter for the Pot and chimney diameter used for your system (e.g. use only the 14" Bishop Adapter for installation of a Bishop Pot on a 14" chimney system). **Figure 2** shows the overall completed installation of the European Copper King model onto DuraChimney II using the Adapter. **Figure 3** shows attachment detail of the Adapter for DuraChimney II. **Figure 4** shows the overall installation of the King model onto DuraTech chimney, and **Figure 5** shows the attachment detail of the Adapter for DuraTech. Installation of the Bishop model is the same as that of the King, except for using the dedicated Bishop Adapter.

The top of the chimney pipe for both DuraTech and DuraChimney II must extend between 2" and 4.5" above the collar of the Chase Top Flashing (or Chase Top Collar). For DuraChimney II, install the required Storm Collar on the outer wall of the chimney, as normal (**Figure 3**). For DuraTech chimney, do not install the Storm collar (**Figure 5**).

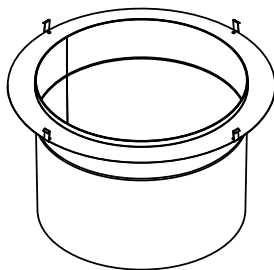


Figure 1

MH7399 

European Copper Pot With DuraChimney II Pipe (King Model shown)

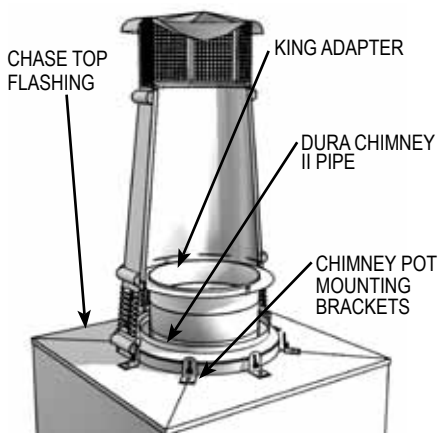


Figure 2

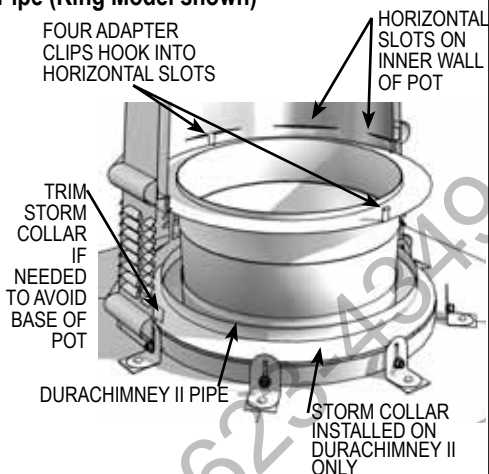


Figure 3

European Copper pot with DuraTech pipe (King Model shown)

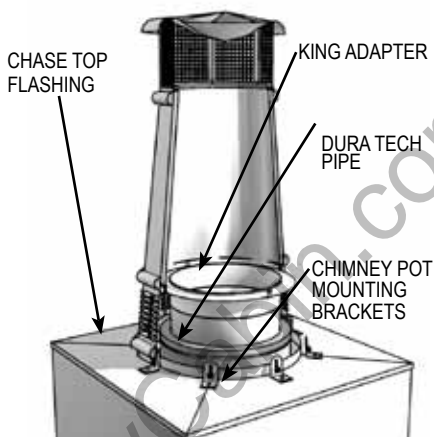


Figure 4

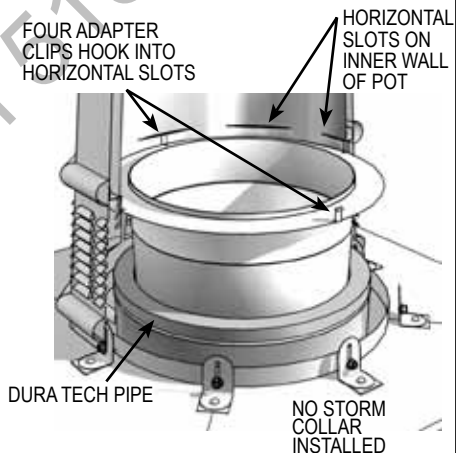


Figure 5

Before mounting the European Copper Chimney Pot (King or Bishop) to the top of the chase, connect the Adapter to the Pot by hooking the clip legs of the Adapter into the horizontal slots of the Pot's inner wall (**Figures 3 and 5**). Ensure all four legs of the Adapter are hooked into the slots.

Lifting the European Copper Pot and attached Adapter, guide the bottom of the Adapter into the

inner wall of the chimney. Slide the Adapter into the inner wall of the chimney pipe until the base of the European Copper Pot reaches the Chase Top Flashing.

Secure the European Copper Chimney Pot as directed by the installation instructions provided by European Copper.

M&G DURAVENT WARRANTY

M&G DuraVent, Inc. ("DuraVent") provides this limited lifetime warranty for all of its products to the original purchaser, with the exception of Ventinox (lifetime), DuraBlack (five years) and all Termination Caps (five years). Subject to the limitations set forth below, DuraVent warrants that its products will be free from substantial defects in material or manufacturing, if properly installed, maintained and used. This Warranty is non-transferable with the exception of Ventinox which is transferable from the original homeowner to the buyer of the home for a period of ten (10) years. This warranty does not cover normal wear and tear, smoke damage or damage caused by chimney fires, acts of God, or any product that was: (1) purchased other than from an authorized DuraVent dealer, retailer or distributor; (2) modified or altered; (3) improperly serviced, inspected or cleaned; or (4) subject to negligence or any use not in accordance with the printed materials provided with the product as determined by DuraVent. This limited lifetime warranty applies only to parts manufactured by DuraVent.

DuraVent provides the following warranties for its products: One Hundred Percent (100%) of the purchase price or MSRP at time of purchase, whichever is lower, for 15 years from the date of purchase, and Fifty Percent (50%) thereafter, except for the following limitations: Ventinox liner and components in wood, oil, wood pellet, and gas installations are warranted at One Hundred Percent (100%) for the lifetime of the original homeowner; Ventinox 316 liner and components for coal burning installations which are warranted One Hundred Percent (100%) for ten years; all Termination Caps and DuraBlack® are warranted at One Hundred Percent (100%) for five years, and at Ten Percent (10%) thereafter.

All warranty obligations of DuraVent shall be limited to repair or replacement of the defective product pursuant to the terms and conditions applicable to each product line. These remedies shall constitute DuraVent's sole obligation and sole remedy under this limited warranty. This warranty provides no cash surrender value. The terms and conditions of this limited lifetime warranty may not be modified, altered or waived by any action, inaction or representation, whether oral or in writing, except upon the express, written authority of an executive officer of DuraVent.

VENTINOX WARRANTY CONDITIONS

Liner and Component warranties contained herein are subject to the following conditions: (1) The Liner and Components must be installed according to DV's installation instructions; (2) The Liner and Components are used only to line or reline chimneys venting residential appliances for which the liner was intended; and (3) documented annual inspection of the Liner and Components and maintenance as deemed necessary, beginning one year after the date of installation and continuing throughout the warranty period, by a Nationally Certified Chimney Sweep or VENTINOX® installer. The Liner and Components warranty is further subject to compliance with the following requirements throughout the warranty period: The chimney must have a chimney cap and chemical chimney cleaners must not be used when cleaning the Liner or Components. Plastic-bristle flue cleaning brushes are recommended. Com, biofuels, driftwood or other wood containing salt, preservative-treated lumber, plastic and household trash or garbage, or wood pellets containing such materials must not be burned in the appliance or fireplace. In case of a chimney fire, the chimney must be inspected and approved by a certified Chimney Sweep before reuse. After each annual inspection, maintenance, and cleaning, the certified Chimney Sweep must fill out and date the appropriate section of the warranty card provided with the chimney liner.

LIMITATIONS ON INTERNET SALES:

Notwithstanding any other terms or conditions of this limited lifetime warranty, DuraVent provides no warranty for the following specific products if such products are both: (a) purchased from an Internet seller; and (b) not installed by a qualified professional installer: DuraTech®, DuraPlus HTC®, PelletVent Pro®, FasnSeal®, and DuraVent's relining products including DuraLiner®, DuraFlex® 304, DuraFlex® 316, DuraFlex® Pro, DuraFlex® SW, and Ventinox®. For purposes of this warranty, a trained professional installer is defined as one of the following: licensed contractors with prior chimney installation experience, CSIA Certified Chimney Sweeps, NFI Certified Specialists, or WETT Certified Professionals.

DuraVent reserves the right to inspect defective product to determine if it qualifies for replacement under the terms of this limited lifetime warranty. All warranty claims must be submitted with proof of purchase. Labor and installation costs are not covered under this warranty. To obtain warranty service contact DuraVent promptly at DuraVent Warranty Service, 902 Aldridge Rd., Vacaville CA 95688, or call 800-835-4429.

WHERE LAWFUL, DuraVent DISCLAIMS ALL OTHER WARRANTIES, INCLUDING BUT NOT LIMITED TO IMPLIED WARRANTIES OF MERCHANTABILITY AND FITNESS FOR A PARTICULAR PURPOSE. IN NO EVENT WILL DuraVent BE LIABLE FOR INCIDENTAL, CONSEQUENTIAL, PUNITIVE OR SPECIAL DAMAGES OR DIRECT OR INDIRECT LOSS OF ANY KIND, INCLUDING BUT NOT LIMITED TO PROPERTY DAMAGE AND PERSONAL INJURY. DuraVent's ENTIRE LIABILITY IS LIMITED TO THE PURCHASE PRICE OF THIS PRODUCT. SOME STATES DO NOT ALLOW LIMITATIONS ON IMPLIED WARRANTIES, OR THE EXCLUSION OR LIMITATION OF INCIDENTAL OR CONSEQUENTIAL DAMAGES, SO THE ABOVE LIMITATIONS AND EXCLUSIONS MAY NOT APPLY TO YOU. THIS LIMITED WARRANTY GIVES YOU SPECIFIC LEGAL RIGHTS, AND YOU MAY ALSO HAVE OTHER RIGHTS THAT VARY FROM STATE TO STATE.

For the most up-to-date installation instructions, see www.duravent.com
REV 7.20.2010

M&G DuraVent, Inc. PO Box 1510 Vacaville CA 95696-1510
Manufactured in Vacaville CA and Albany NY

DuraVent

Member of  M&G Group

Customer Service Support 800-835-4429 707-446-4740 FAX www.duravent.com

DuraChimney and DuraTech are registered trademarks of the M&G DuraVent, Inc.
All rights reserved. Made in the USA. M&G DuraVent is a member of M&G Group. ©2011

L182 04/2011