


Identification guide
for
1984-1997 Dutchwest Stoves

Dutchwest

There is a wide variety of Dutchwest stoves. This guide will help you identify stoves built between 1984-1997. Sometimes two or three model numbers appear on the identification plate; the model number for a stove may not be checked off. To start on identifying a stove, measure across the top plate, including where it overhangs the sides. Then, compare features with this guide to determine which stove you have. Note that measurements are approximate.


The convection air outlet is a horizontal slot with a brass bar.



1993- units

Single main front door

If X = 22", stove is model 2460 (small convection)
If X = 26", stove is model 2461 (large convection)
If X = 28", stove is model 2462 (extra-large convection)



1990-1993 units

Two front doors, side by side

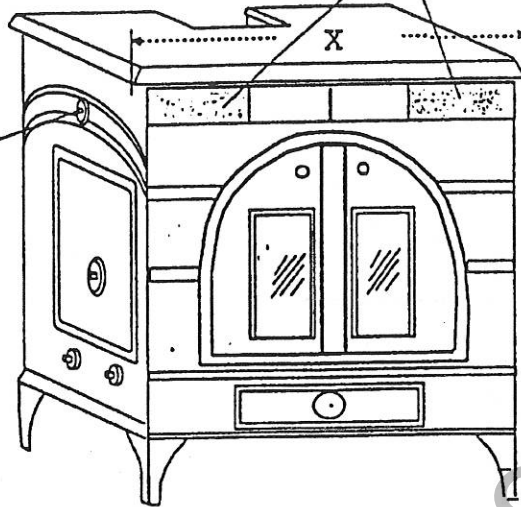
If X = 22", stove is model 2181 (small convection)
If X = 26", stove is model 2183 (large convection)
If X = 28", stove is model 2184 (extra-large convection)
(The extra-large has arched windows)

1984-86, and 1986-1990 Dutchwest Convection stoves

two separate screened air outlets here.

Units built in 1984-86
have no air inlet over
the side door;

Units built in 1986-90
have an air inlet over
the side door.



If X = 22", stove is model FA224CCL (small convection).

If X = 26", stove is model FA264CCL (large convection).

If X = 26" and the side-load door is on the right-hand side (as you face the stove), the stove is model FA264CCL-R


If X = 28", stove is model FA288CCL (extra-large convection). 1985-90 versions of model FA288CCL have arched windows.

FA224ACI 'A-plus' Stove

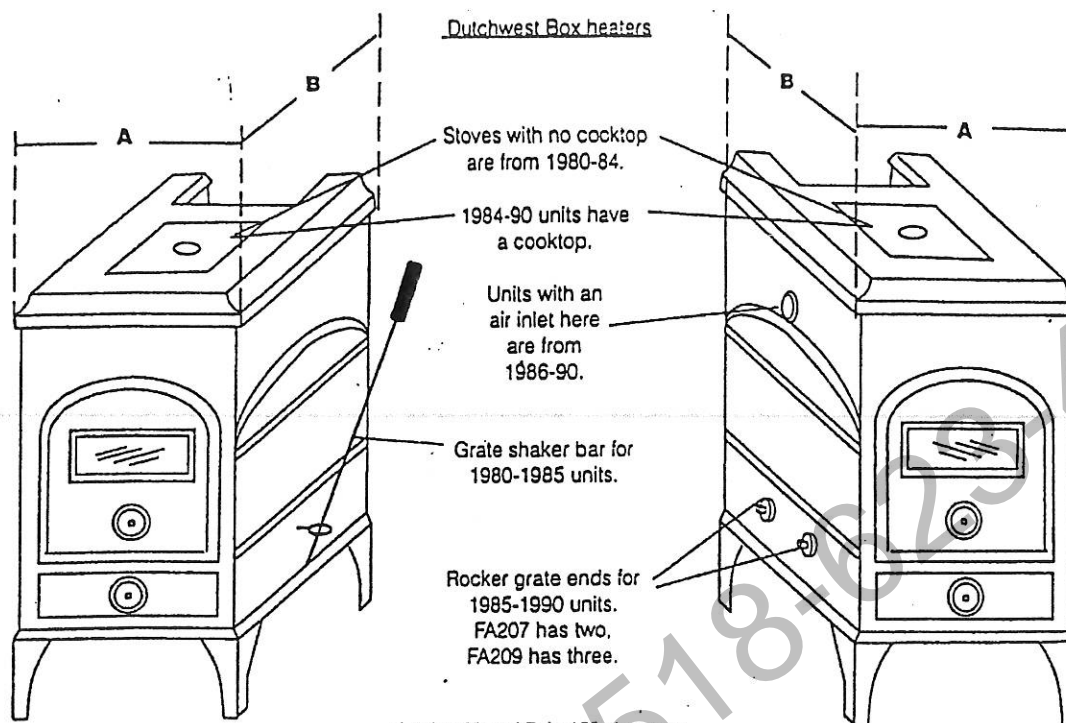
no air outlets here.

Units built in 1984-86
have no air inlet over
the side door;

Units built in 1986-90
have an air inlet over
the side door.

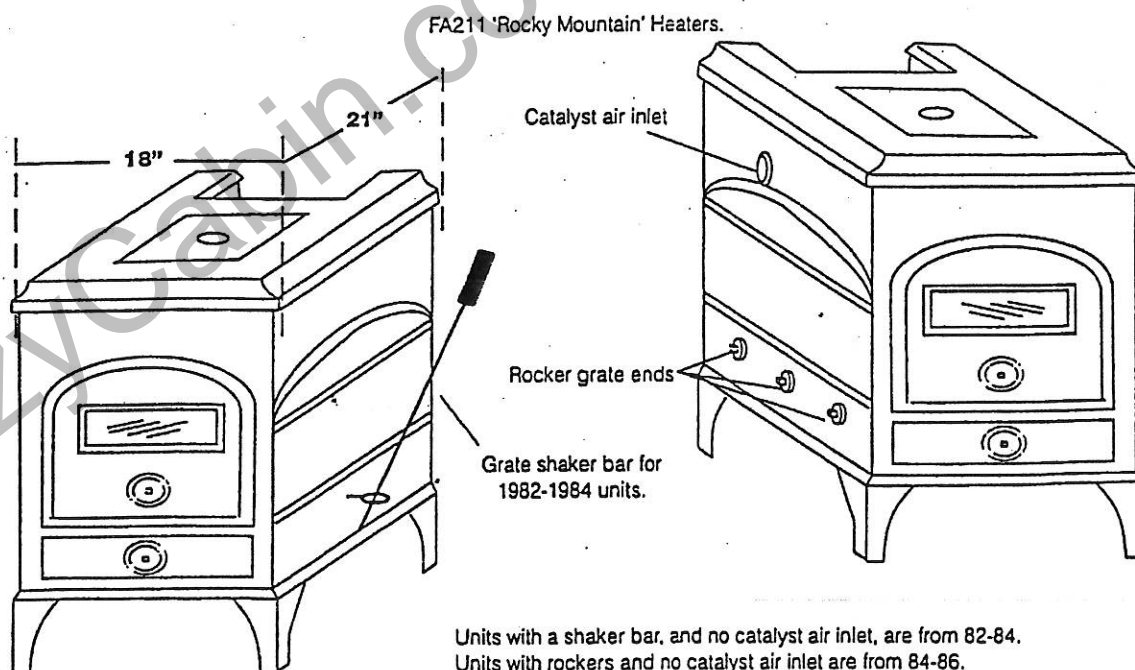


External ashpan



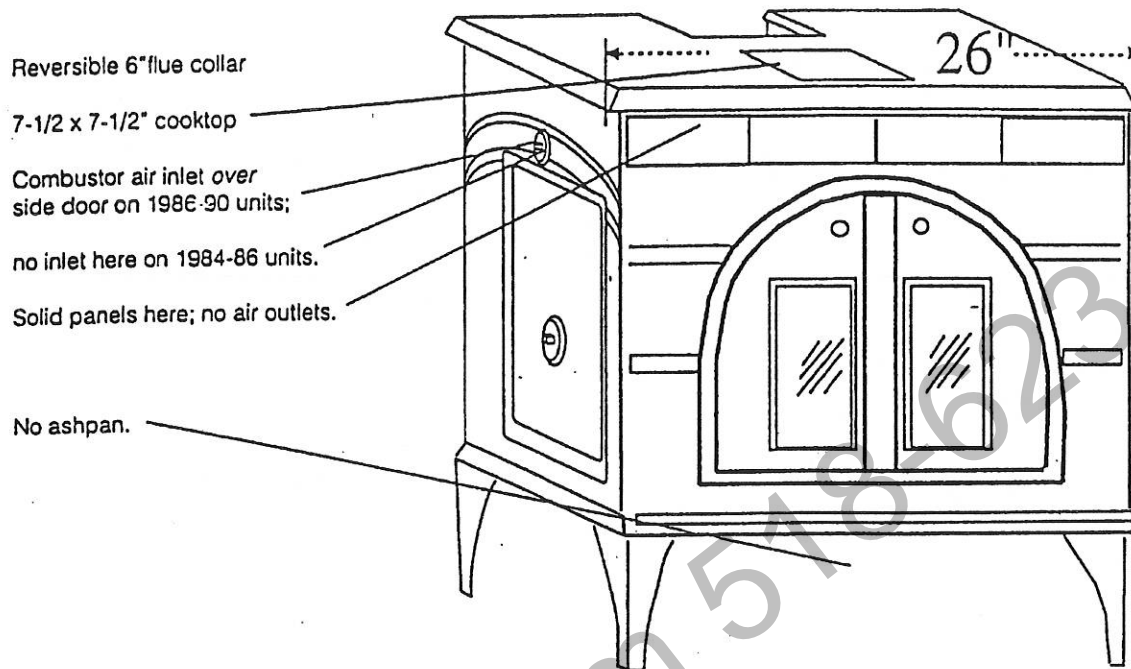
If A is 13" and B is 16", the stove is an FA207 series unit.

If A is 13" and B is 21", the stove is an FA209 series unit.



Units with a shaker bar, and no catalyst air inlet, are from 82-84.
Units with rockers and no catalyst air inlet are from 84-86.
Units with rockers and a catalyst air inlet are from 86-90.

Catalytic FA267CL 'Adirondack' stove



Non-catalytic FA267L 'Adirondack' stove
(built 1982-84)

